

The Harm done by other people's drinking

APN meeting, Bled
May 2005

*eu*rocare

ADVOCACY FOR THE PREVENTION OF
ALCOHOL RELATED HARM IN EUROPE

i. Social nuisance

ii. Crime and violence

iii. Family harm and domestic violence

iv. Road traffic accidents

v. Work related harm

vi. Reproductive health

vii. Alcohol dependence

i. Social nuisance

ii. Crime and violence

iii. Family harm and domestic violence

iv. Road traffic accidents

v. Work related harm

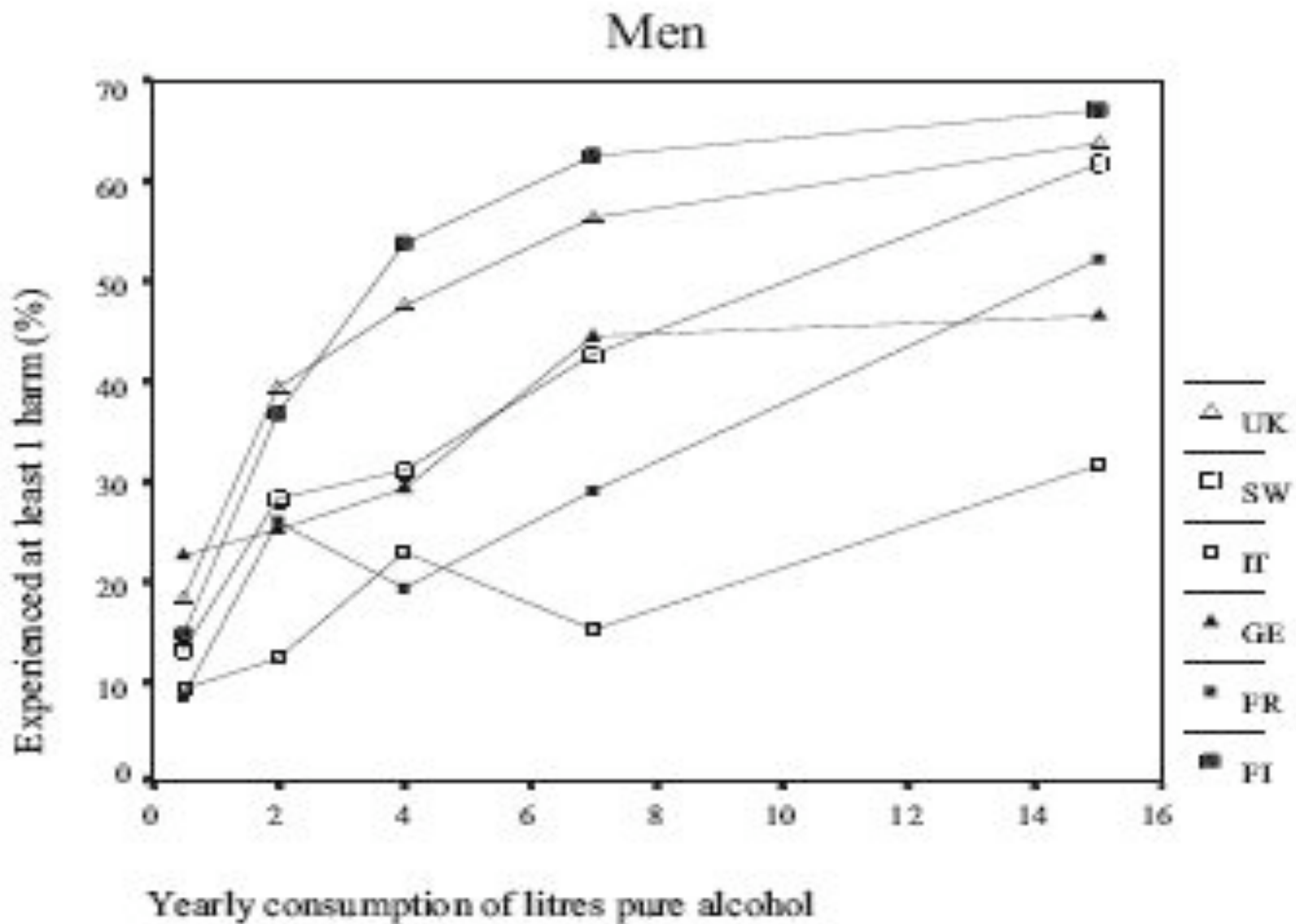
vi. Reproductive health

vii. Alcohol dependence

➤ 118 million adult Europeans drink to get drunk at least once a month

Social harms from other peoples drinking; in Norway, during past 12 months:

- Being kept awake at night by drunk people 20%
- Being harassed in public places, being harassed in private parties, being afraid of drunk people in public areas 15%
- Being physically hurt or property damage 4%



Increasing risk of negative social consequences (getting into a fight, harming home life, marriage, work, studies, friendships or social life) by alcohol consumption for selected European countries

10% of boys and 4% of girls in the European Union reported fights due to drinking

i. Social nuisance

ii. Crime and violence

iii. Family harm and domestic violence

iv. Road traffic accidents

v. Work related harm

vi. Reproductive health

vii. Alcohol dependence

There is a straight line relationship between alcohol consumption and the risk of involvement in violence, including homicide, which is stronger for intoxication than for overall consumption

	Country	% of crimes linked to alcohol	Type of link
All crimes	Belgium	20	Intoxication
	Finland	47	Intoxication
	Germany	7	Under-the-influence
	Hungary	35	Intoxication
	Latvia	34	Under-the-influence
	Lithuania	21	Under-the-influence
	UK	25	Under-the-influence

Violent crime	Belgium	40	Intoxication
	Estonia	60-70	Alcohol- related
	Germany	24	Under-the- influence
	Norway	80	Intoxication
	Sweden	86	Intoxication
	UK	47	Under-the- influence

	Finland	53	Intoxication
Robbery	Norway	40	Intoxication
	Poland	40	Intoxication

	Finland	49	Intoxication
Sex offences / Rape	Germany	29	Under-the-influence
	Norway	60	Intoxication
	UK	58	Alcohol-related

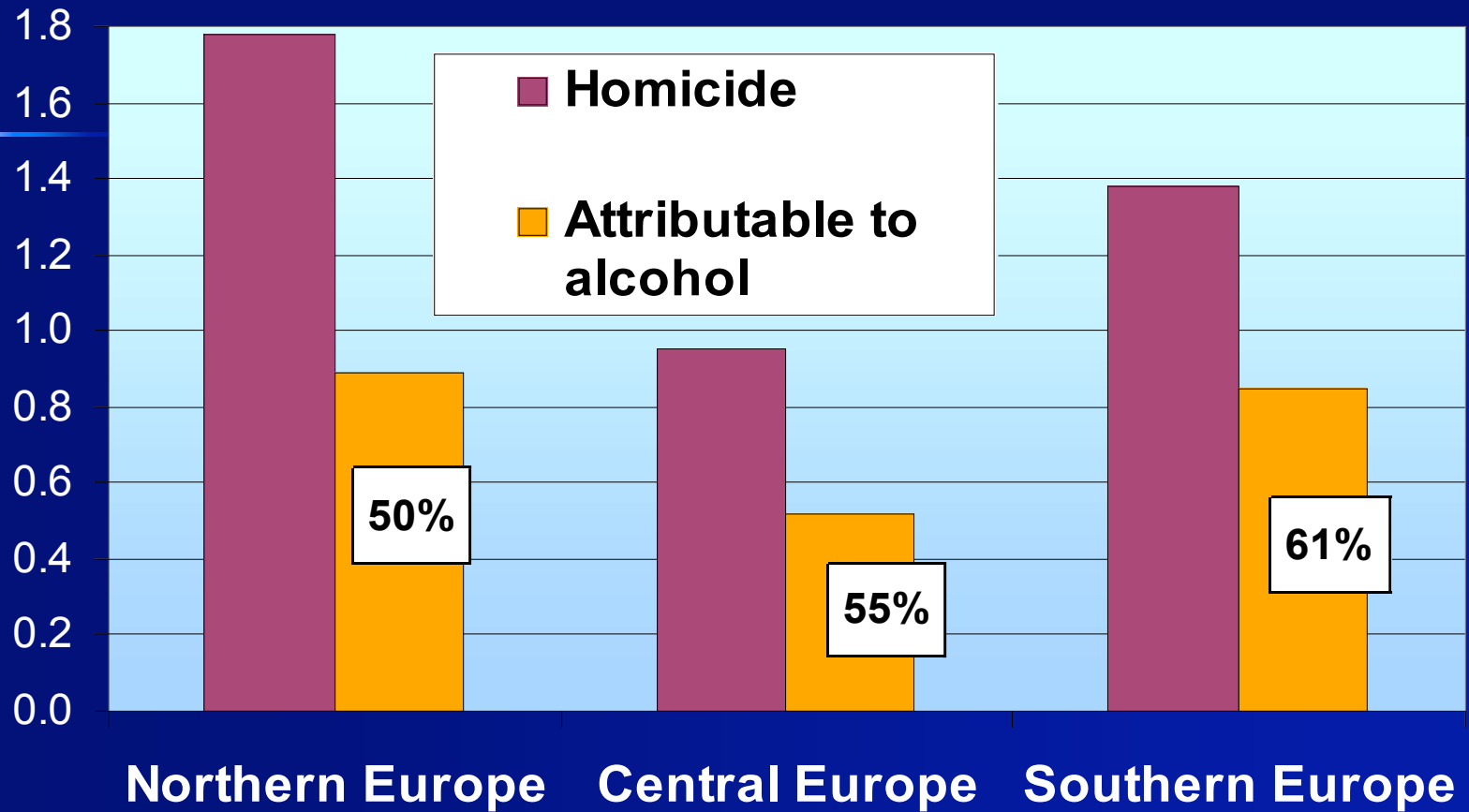
Intangible costs of crime =
€65 billion a year

A causal link between alcohol intoxication and violence is supported not only by epidemiological and experimental research, but also by research indicating specific biological mechanisms that link alcohol to aggressive behaviour

Over 350,000 assaults in the EU each year are linked to alcohol.

■ Alcohol and violence in EU15 countries

Homicide per 100,000 population



3,000 homicide deaths per year are attributable to alcohol use; 4 of every 10 homicides that occur in the European Union.

i. Social nuisance

ii. Crime and violence

iii. Family harm and domestic violence

iv. Road traffic accidents

v. Work related harm

vi. Reproductive health

vii. Alcohol dependence

- A large number of cross-sectional studies have demonstrated a significant association between heavy drinking and the risk of marital breakdown
- A large number of cross-sectional studies and a few longitudinal studies have shown that husbands' heavy drinking increases the risk of marital violence, in a dose dependent manner

It has been estimated that alcohol can be a cause of child abuse in up to 1 in 6 cases

4.7m-9.1m children (6-12%)
in the European Union live in
families adversely affected
by alcohol.

- There is an overall relationship between greater alcohol use and domestic violence.
- Generally the more serious the violence, the more likely alcohol is to be involved.

	Country	% linked to alcohol	Type of link
Domestic violence	France	30	Alcohol-related
	Iceland	71	Attribution
	Netherlands	30	Intoxication
	<i>Portugal</i>	16	<i>Alcohol-related</i>
	Spain	25	Alcohol-related
	Switzerland	40	Alcohol-related
	UK	40	Alcohol-related

- Violence against intimate partners is much more likely to involve alcohol than is violence against strangers

i. Social nuisance

ii. Crime and violence

iii. Family harm and domestic violence

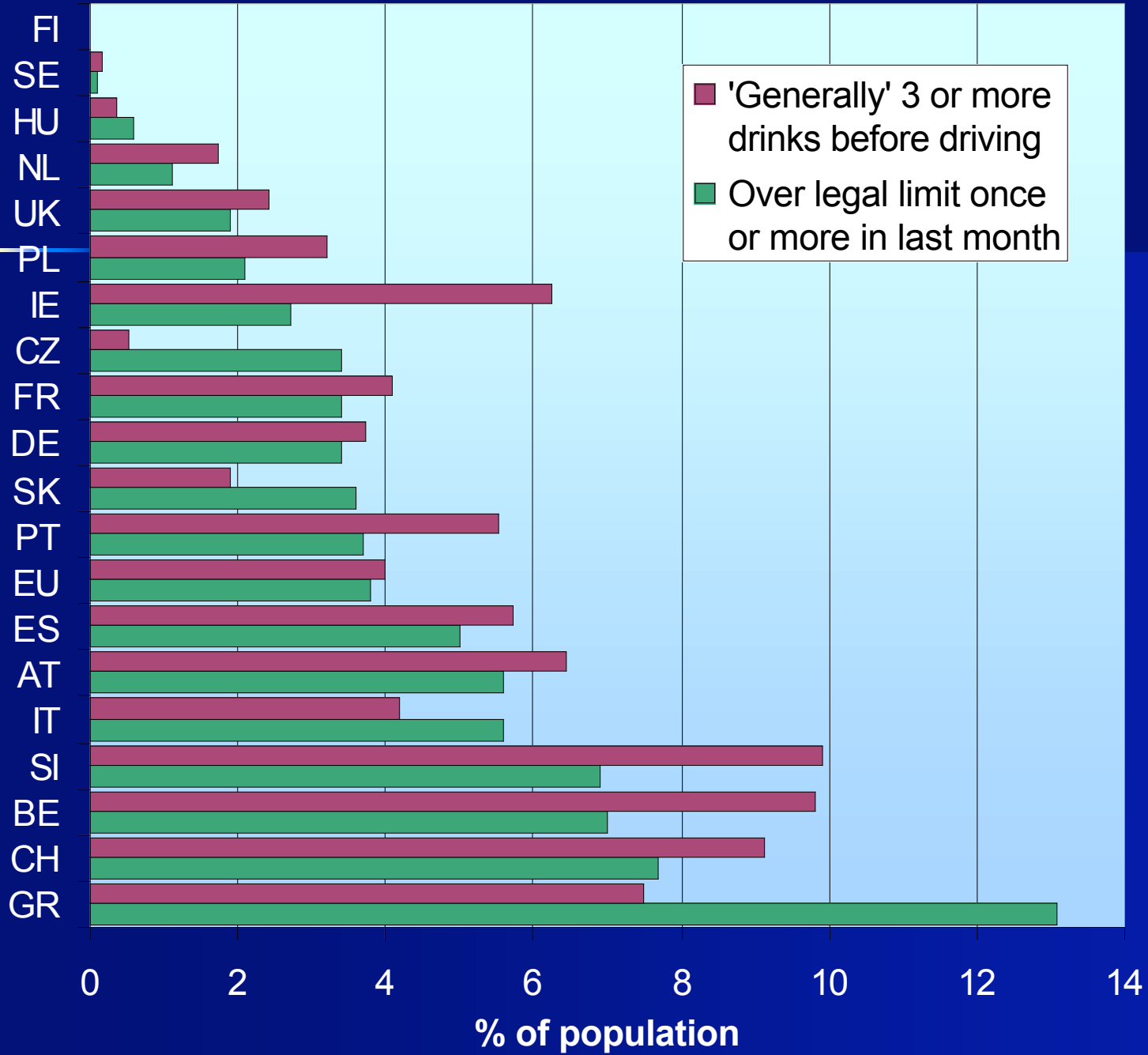
iv. Road traffic accidents

v. Work related harm

vi. Reproductive health

vii. Alcohol dependence

- The risk of drinking and driving increases with both the amount of alcohol consumed and the frequency of high volume drinking occasions
- a 38% increased risk of accidents at 0.5g/L and nearly 5 times the risk at 1.0g/L



- more than 1 in 3 road traffic fatalities are due to alcohol
- 15,000 male deaths each year
- 2,000 female deaths each year

i. Social nuisance

ii. Crime and violence

iii. Family harm and domestic violence

iv. Road traffic accidents

v. Work related harm

vi. Reproductive health

vii. Alcohol dependence

Higher alcohol use results in:

- reduced employment
- increased unemployment
- reduced earnings
- increased absenteeism
- disciplinary problems
- low productivity
- theft and other crime
- poor co-worker relations

**Alcohol costs €37 billion each
year in lost productivity**

i. Social nuisance

ii. Crime and violence

iii. Family harm and domestic violence

iv. Road traffic accidents

v. Work related harm

vi. Reproductive health

vii. Alcohol dependence

Alcohol shows reproductive
toxicity and genotoxicity

Consolidated version of
Directive 67/548/EEC on
classification, packaging and
labelling of dangerous
substances to ensure a high
level of protection of man and
the environment, as well as
the correct functioning of the
internal market.

Date:
September
1997

Prepared by: Toxicologist,
Finland

The information contained in this
form is not regarded as confidential

INDEX	EC No.	CAS No.	ID No.
No.603- 002-00-5	200- 578-6	64-17-5	
1.1 EINECS	Ethanol		

1.8

Proposed
classifica
tion *

F; R11 Repr. Cat. 1; R61
Muta. Cat. 3; R40

Prenatal exposure to alcohol can be associated with a distinctive pattern of intellectual deficits that become apparent later in childhood

There is some evidence that alcohol even at low average volumes of consumption, and particularly during the first trimester of pregnancy can increase the risk of low birth weight, prematurity and growth retardation

- For low birth weight, alcohol contributes 1-2% of ill-health in Europe
- alcohol is responsible for 60,000 underweight births each year in the EU.

There is also some evidence that alcohol may reduce milk production in breastfeeding mothers

i. Social nuisance

ii. Crime and violence

iii. Family harm and domestic violence

iv. Road traffic accidents

v. Work related harm

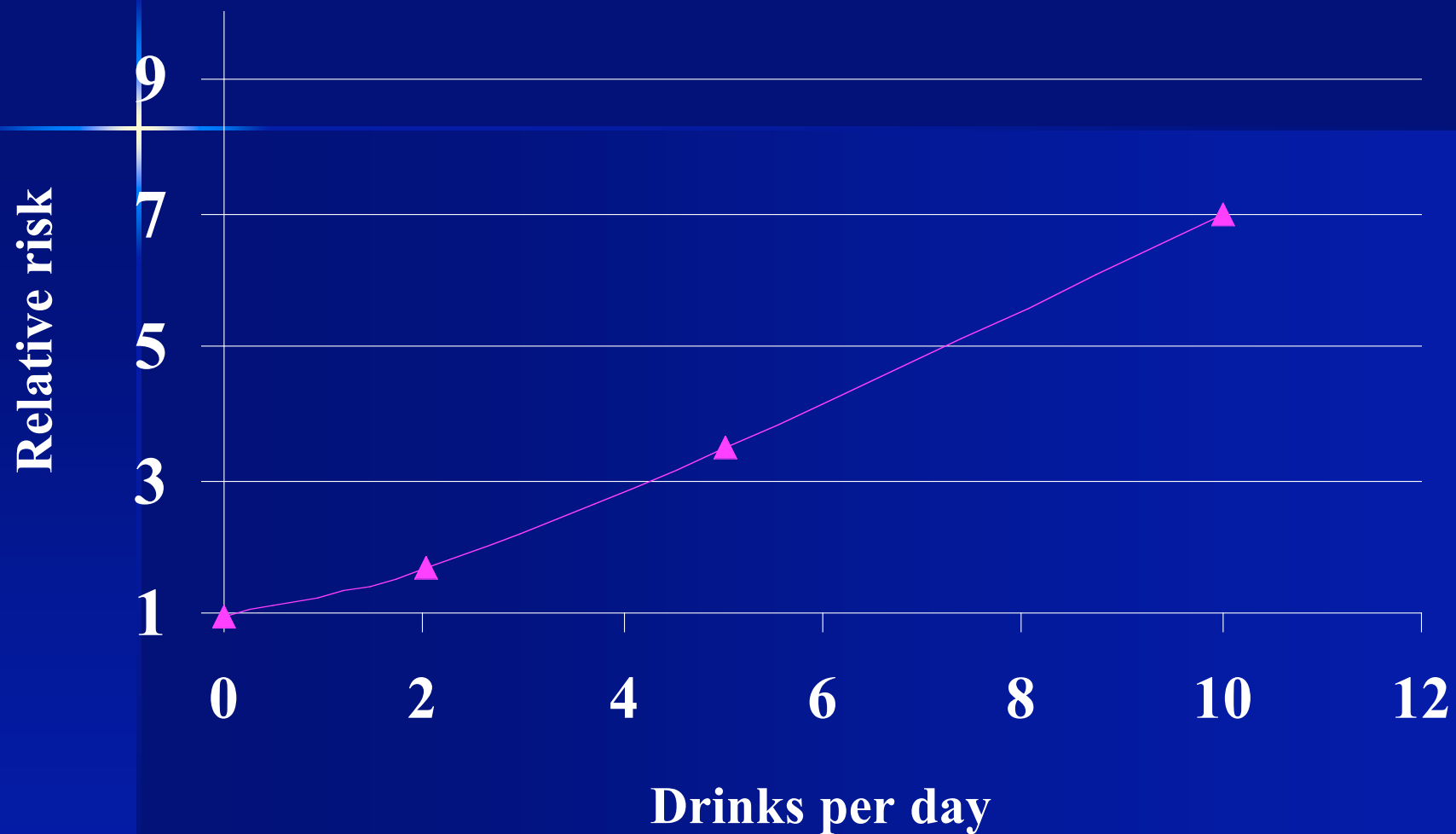
vi. Reproductive health

vii. Alcohol dependence

1 In the past 12 months, was there ever a time when your drinking or being hung over interfered with your work at school, or a job, or at home?

2 During the past 12 months, were you ever under the influence of alcohol in a situation where you could get hurt — like when driving a car or boat, using knives or guns or machinery, or anything else?

The risk of being dependent on alcohol



Each year, 23 million adult
European population are
dependent on alcohol

i. Social nuisance

ii. Crime and violence

iii. Family harm and domestic violence

iv. Road traffic accidents

v. Work related harm

vi. Reproductive health

vii. Alcohol dependence

Standardized instruments for:

- Social nuisance
- Crime and violence
- Family harm and domestic violence
- Alcohol dependence

i. Social nuisance

ii. Crime and violence

iii. Family harm and domestic violence

iv. Road traffic accidents

v. Work related harm

vi. Reproductive health

vii. Alcohol dependence

i. 4%-20% of people disturbed

ii. Crime and violence

iii. Family harm and domestic violence

iv. Road traffic accidents

v. Work related harm

vi. Reproductive health

vii. Alcohol dependence

i. 4%-20% of people disturbed

ii. 350,000 assaults, 3000 murders

iii. Family harm and domestic violence

iv. Road traffic accidents

v. Work related harm

vi. Reproductive health

vii. Alcohol dependence

viii. Standardized instruments

i. 4%-20% of people disturbed

ii. 350,000 assaults, 3000 murders

iii. 5-9 million children affected

iv. Road traffic accidents

v. Work related harm

vi. Reproductive health

vii. Alcohol dependence

viii. Standardized instruments

i. 4%-20% of people disturbed

ii. 350,000 assaults, 3000 murders

iii. 5-9 million children affected

iv. 17,000 deaths a year

v. Work related harm

vi. Reproductive health

vii. Alcohol dependence

viii. Standardized instruments

i. 4%-20% of people disturbed

ii. 350,000 assaults, 3000 murders

iii. 5-9 million children affected

iv. 17,000 deaths a year

v. €37 billion lost productivity annually

vi. Reproductive health

vii. Alcohol dependence

viii. Standardized instruments

i. 4%-20% of people disturbed

ii. 350,000 assaults, 3000 murders

iii. 5-9 million children affected

iv. 17,000 deaths a year

v. €37 billion lost productivity annually

vi. 60,000 underweight births annually

vii. Alcohol dependence

viii. Standardized instruments

i. 4%-20% of people disturbed

ii. 350,000 assaults, 3000 murders

iii. 5-9 million children affected

iv. 17,000 deaths a year

v. €37 billion lost productivity annually

vi. 60,000 underweight births annually

vii. 23 million people at any one time

viii. Standardized instruments

i. 4%-20% of people disturbed

ii. 350,000 assaults, 3000 murders

iii. 5-9 million children affected

iv. 17,000 deaths a year

v. €37 billion lost productivity annually

vi. 60,000 underweight births annually

vii. 23 million people at any one time

viii. Total cost about €300 billion