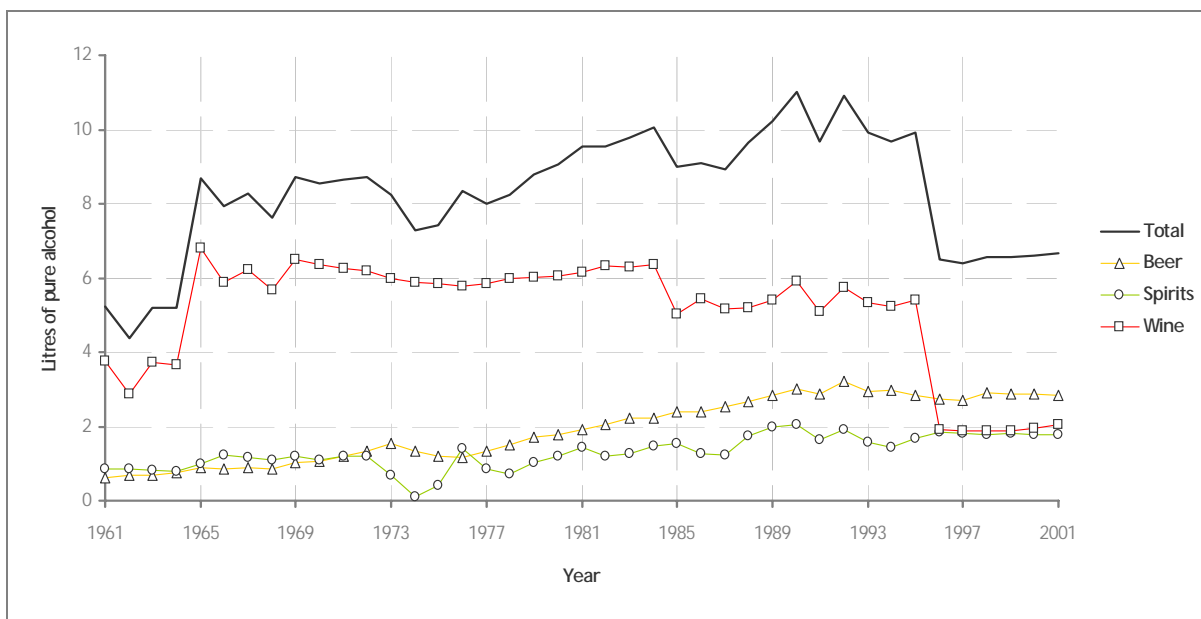


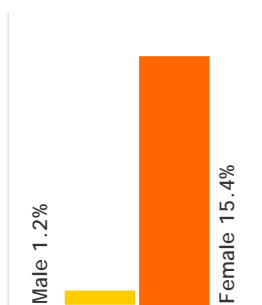
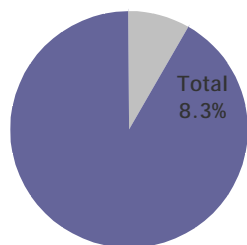
CYPRUS

Recorded adult per capita consumption (age 15+)



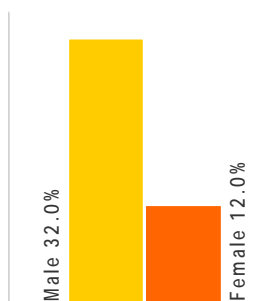
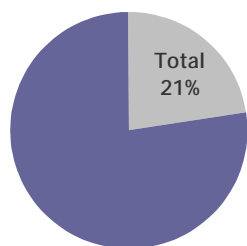
Sources: FAO (Food and Agriculture Organization of the United Nations), World Drink Trends 2003

Last year abstainers



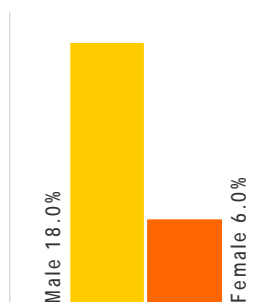
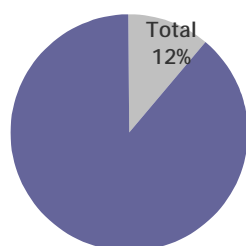
Estimates from key alcohol experts showing proportion of adult males and females who had been abstaining (last year before the survey). Data is for after year 1995.¹

Youth drinking (alcohol consumer)



Data from the 1999 ESPAD survey. Total sample size $n = 2095$, males $n = 897$ and females $n = 1198$; age group 15 to 16 years. Alcohol consumer was defined as lifetime use of 40 times or more.²

Youth drinking (binge drinkers)



Data from the 1999 ESPAD survey. Total sample size $n = 2095$, males $n = 897$ and females $n = 1198$; age group 15 to 16 years. Binge drinking was defined as consuming five or more drinks in a row three times or more in the last 30 days.²

Youth drinking (drunkenness)

In the 1999 ESPAD study of subjects 15 to 16 years old (total sample size $n = 2095$; males $n = 897$ and females $n = 1198$) the proportion of subjects who reported being drunk three times or more in the last 30 days was 3% (total), 5% (males) and 1% (females).²

Alcohol abuse

Forty thousand Cypriots abuse alcohol, and alcoholism among young adults has been on the rise in the past decade. One in three Cypriots had tried alcohol before the age of 15 and 10% admitted they had got drunk at least once before the age of 15. More men are in treatment for alcoholism than women, at a ratio of 4:1.³

Traditional alcoholic beverages

Aniseed-flavoured *Ouzo* and the local spirit *Zivania* (fire water) are consumed.

Unrecorded alcohol consumption

The unrecorded alcohol consumption in Cyprus is estimated to be 1.0 litre pure alcohol per capita for population older than 15 for the years after 1995 (estimated by a group of key alcohol experts).¹

Country background Information

Total population 2003	802 000	Life expectancy at birth (2002)	Male	75.5
Adult (15+)	625 560		Female	79.1
% under 15	22	Probability of dying under age 5 per 1000 (2002)	Male	7
Population distribution 2001 (%)			Female	7
Urban	70	Gross National Income per capita 2001	US\$	12 320
Rural	30			

Sources: Population and Statistics Division of the United Nations Secretariat, World Bank World Development Indicators database, The World Health Report 2004

References

1. Alcohol per capita consumption, patterns of drinking and abstention worldwide after 1995. Appendix 2. *European Addiction Research*, 2001, 7(3):155–157.
2. Hibell B et al. *The 1999 ESPAD Report. The European School Survey on Alcohol and Other Drugs: Alcohol and Other Drug Use Among Students in 30 European Countries*. Stockholm, Council of Europe, 2000.
3. Saoulli A. Alcoholics becoming younger, study warns. *The Cyprus Mail*, October 19 2002.