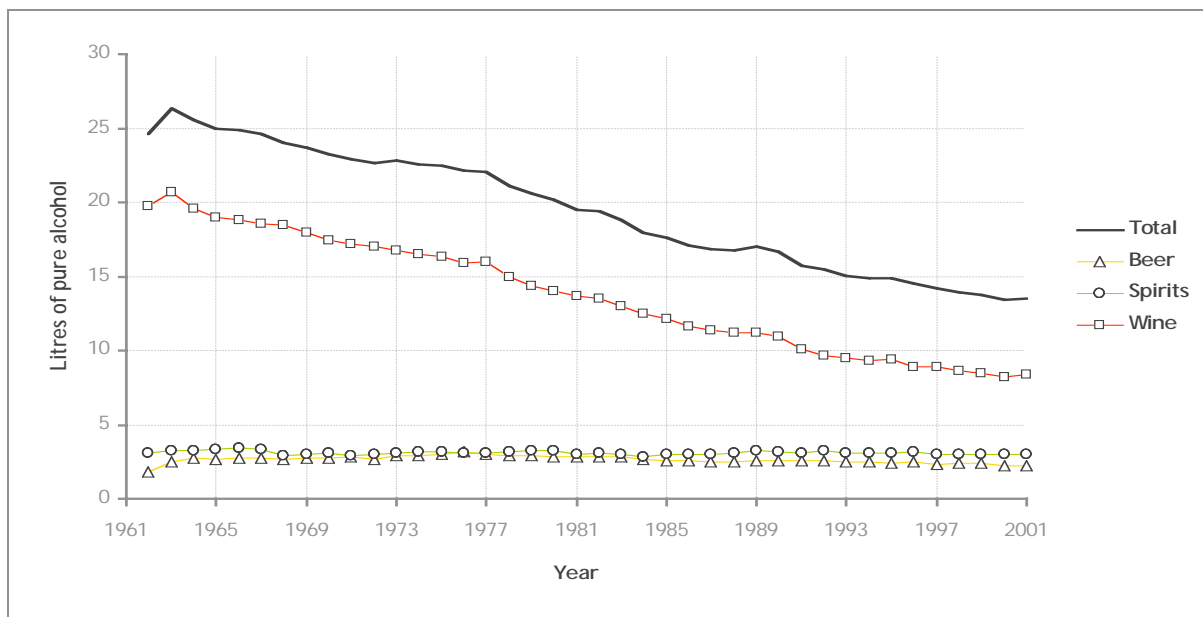


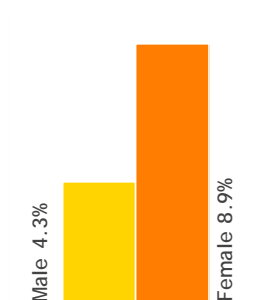
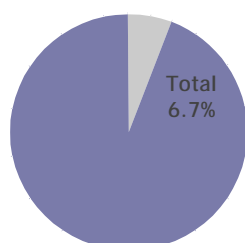
FRANCE

Recorded adult per capita consumption (age 15+)



Sources: FAO (Food and Agriculture Organization of the United Nations), World Drink Trends 2003

Last year abstainers



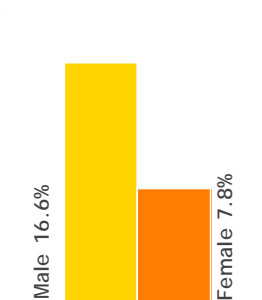
Data from the WHO GENACIS study. National survey conducted in 1999 (age group 20 to 64 years). Total sample size $n = 10\,624$; males $n = 4725$ and females $n = 5899$.¹

Estimates from key alcohol experts show that the proportion of adult males and females who had been abstaining (last year before the survey) was 12% (males) and 16% (females). Data is for after year 1995.²

A 2000 national survey of about 1000 respondents aged 18 to 64 years conducted by the European Comparative Alcohol Study (ECAS) project found the rate of abstainers to be 13% among males and 27% among females (based on the most frequently consumed beverage for each respondent).³

A 2000 national survey of 13 685 subjects aged 12 to 75 years found the rate of last year abstainers to be 7.3% (males) and 11.1% (females).⁴ In the same survey, it was also found that for those aged 18 and above, on average, among those who drank the previous night, men drank 3.0 glasses and women 1.7. Daily consumers drank on average 2.8 glasses, weekly drinkers 2.3 and monthly or occasional drinkers 1.7. Consumption at the weekend is much greater than that during the week (number of glasses on average for drinkers: 2.4 from Monday to Thursday, against 2.6 for Friday and 2.9 for Saturday and Sunday).⁵

Heavy and hazardous drinkers (among drinkers)

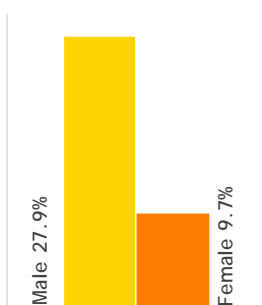


Data from the WHO GENACIS study. National survey conducted in 1999 (age group 20 to 64 years). Total sample size $n = 10\,624$; males $n = 4725$ and females $n = 5899$. Definition used: average consumption of 40 g or more of pure alcohol a day for males and 20 g or more of pure alcohol a day for females. Data is for among drinkers only.¹

A survey conducted among 1619 men and 1559 women aged between 35 and 64 years living in three French areas (Lille, Strasbourg and Toulouse) found that the rate of heavy drinking was 14.4% among males and 9% among females. Heavy drinking was defined for men as consuming 60 g or more of ethanol a day and for women 30 g or more of ethanol a day.⁶

A 2000 national survey of 13 685 subjects aged 12 to 75 years found that for the subsample age group 60–75 years old (sample size unknown), the rate of regular drinkers was 67.6% among males and 37% among women. Regular drinking was defined as having drunk alcohol at least three times in the last week.⁷

Heavy episodic drinkers (among drinkers)

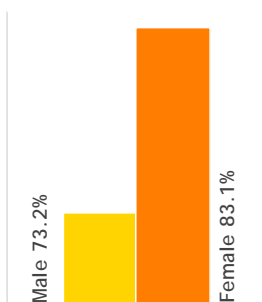


Data from the WHO GENACIS study. National survey conducted in 2000 (age group 20 to 64 years). Total sample size $n = 970$; males $n = 464$ and females $n = 506$. Definition used: consumption of 75 g or more of pure alcohol in one sitting at least once a month in the last year (among drinkers only).¹

A national survey conducted in 2000 of a sample representative of the adult population aged 18–64 years found that the percentage of binge drinking occasions of all drinking occasions in the last 12 months was 9% among male drinkers and 5% among female drinkers. Binge drinking was defined as an occasion when the respondent had consumed at least one bottle of wine, 25 centilitres of spirits or four cans of beer.³

In a 2000 nationally representative sample of subjects aged 18–64 years, the annual frequency of binge drinking in the past year was 11.4 among males and 3.3 among females. Binge drinking was defined as consuming at least a bottle of wine, 25 centilitres of spirits or 4 cans of beer.⁸

Youth drinking (last month consumers)

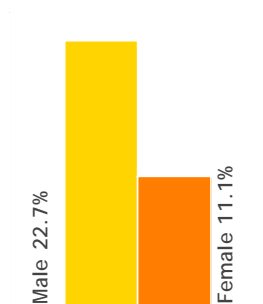


Data from the 2002 ESCAPAD (Enquête sur la Santé et les Consommations lors de l'Appel de Préparation à la Défense) survey (total sample size $n = 16\,668$, males $n = 8341$ and females $n = 8327$; aged 17 to 19 years).⁹

Total 79.2%

The same survey also found the rate of lifetime prevalence of use to be 93.6% (total), 94.1% (males) and 93.1% (females).⁹

Youth drinking (drink at least weekly)



HBSC survey 2001/2002. Data shows proportion of 15-year-olds who report drinking beer, wine or spirits at least weekly. Total sample size $n = 2614$.¹⁰

According to the 1997/1998 HBSC survey (total sample size $n = 1245$), 31% of 15-year-old boys and 15% of 15-year-old girls reported drinking beer, wine or spirits at least weekly. Note that this was not a nationally representative sample but a regional sample of France (Nancy-Lorraine and Toulouse-midi-Pyrénées).¹¹

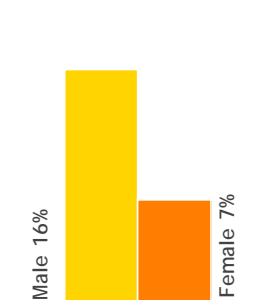
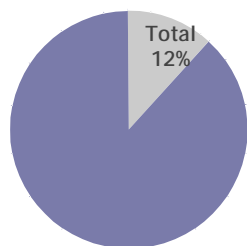
According to the 1999 ESPAD survey (total sample size $n = 2284$, males $n = 1174$ and females $n = 1110$; age group 15 to 16 years), the rate of alcohol consumers was 20% (total), 28% (males) and 13% (females). Alcohol consumer was defined as lifetime use of 40 times or more.¹²

According to a 2001 national survey of 1028 adolescents aged between 13 and 20 years old, 13% of the sample were lifetime abstainers. 21% of the total population sampled were frequent consumers of alcohol (having 10 or more drinks a month) – 30% of males and 12% of females.¹³

The 2002 ESCAPAD survey of 16 668 adolescents (8341 males and 8327 females) aged 17 to 19 years found that the rate of regular drinkers was 12.4% (total), 18.5% (males) and 6% (females). Regular drinking was defined as consumption of alcohol 10 times or more in the last 30 days.⁹

The 2003 ESPAD survey of 16 833 adolescents aged 12 to 18 years found that among 14–15-year-olds, 5.8% of boys and 2.2% of girls were regular drinkers. The corresponding rates for 16–17-year-olds were 12.2% for boys and 4.6% for girls.¹⁴

Youth drinking (binge drinkers)



Data from the 1999 ESPAD survey. Total sample size $n = 2284$, males $n = 1174$ and females $n = 1110$; age group 15 to 16 years. Binge drinking was defined as consuming five or more drinks in a row three times or more in the last 30 days.¹²

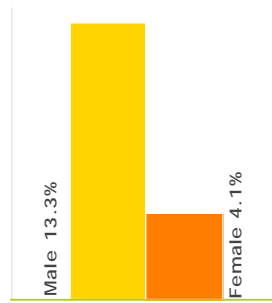
Youth drinking (drunkenness)

According to the 2001/2002 HBSC survey (total sample size $n = 2614$), the proportion of 15-year-olds who reported ever having been drunk two or more times was 22.2% for boys and 15% for girls.¹⁰

A 2000 national survey of 13 685 subjects aged 12 to 75 years found that at 17 years of age, 63.3% of boys and 49.5% of girls admitted to having already been intoxicated during their lives. Among the latter, the prevalence of intoxication increases with age, reaching 74.8% among 19-year-olds.⁵

In the 1999 ESPAD study of subjects 15 to 16 years old (total sample size $n = 2284$; males $n = 1174$ and females $n = 1110$) the proportion of subjects who reported being drunk three times or more in the last 30 days was 6% (total), 7% (males) and 4% (females).¹²

Alcohol dependence



Data from the 2000 Health Survey of 13 685 subjects aged 12 to 75 years (according to test data). Data shows percentage at risk for alcohol dependence using the DETA (Diminuer entourage trop alcool: Reduce alcohol-based surroundings) test.⁴

Drunkenness

A 2000 national survey of 13 685 subjects aged 12 to 75 years found that among those aged 18 years and above, 14% have had at least one episode of intoxication during the last 12 months. Such episodes are more frequent among men (22%) than women (7%) and occur most often between the ages of 18 and 25 (51% of men and 22% of women).⁵

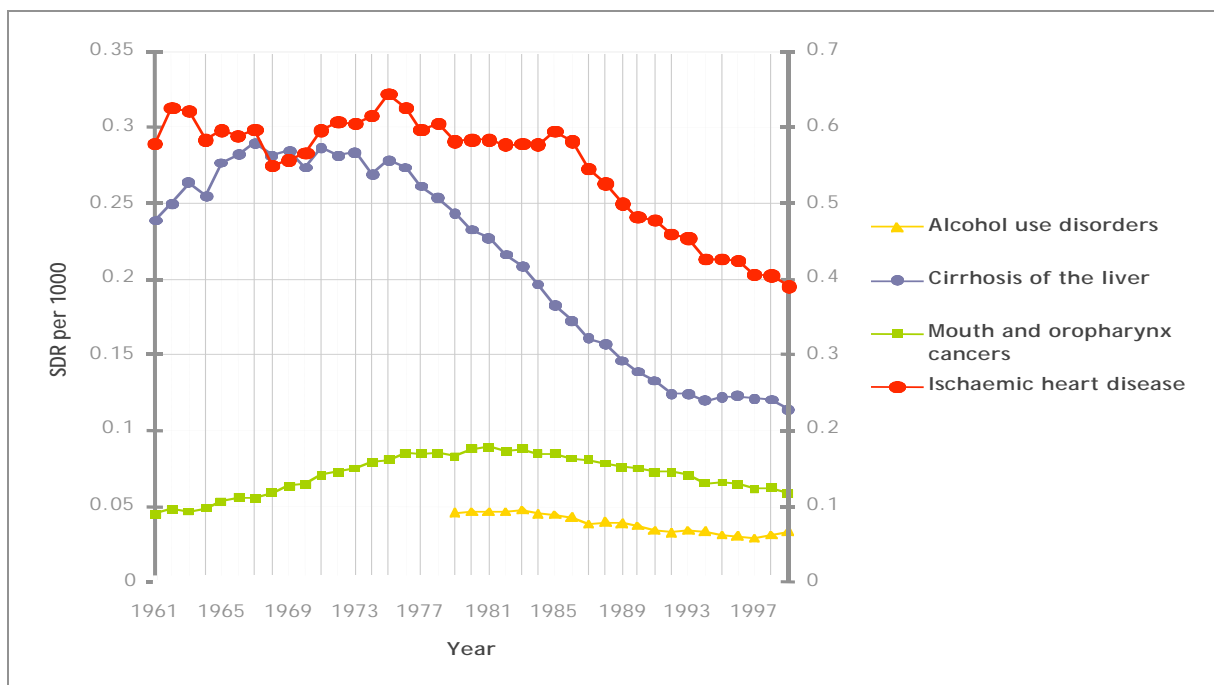
Unrecorded alcohol consumption

The unrecorded alcohol consumption in France is estimated to be 1.0 litre pure alcohol per capita for population older than 15 for the years after 1995 (estimated by a group of key alcohol experts).²

Mortality rates from selected death causes where alcohol is one of the underlying risk factors

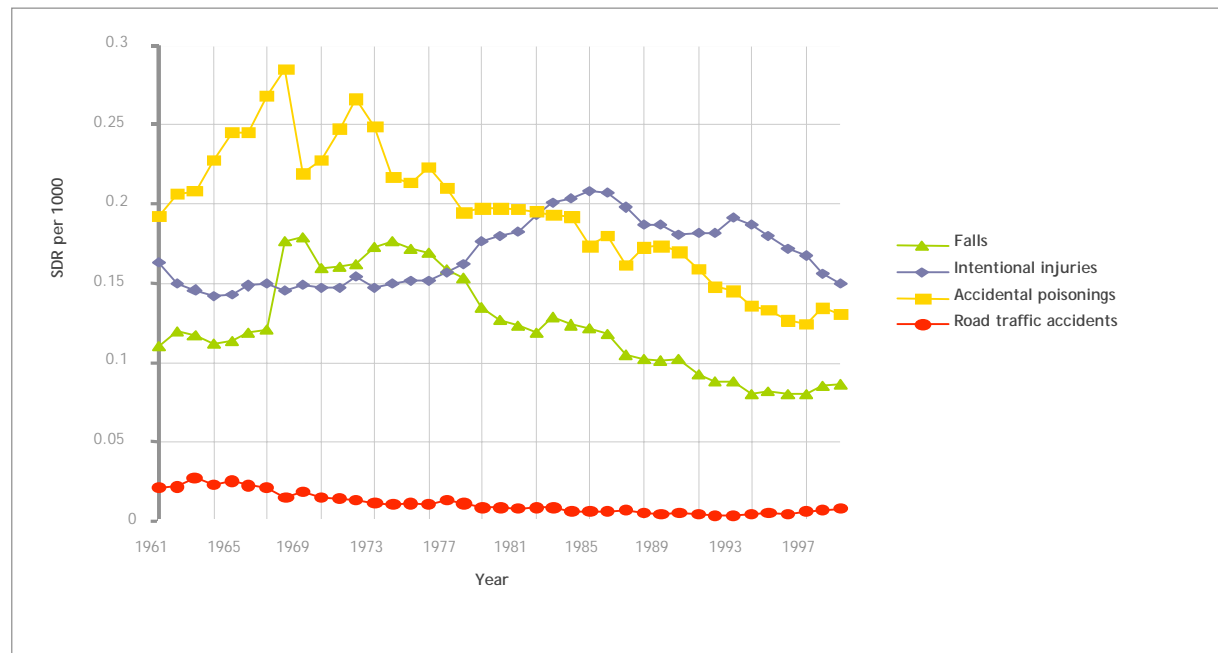
The data represent all the deaths occurring in a country irrespective of whether alcohol was a direct or indirect contributor.

Chronic mortality



Note: Chronic mortality time-series measured on two axes, ischaemic heart disease on right axis and the other causes on the left.

Acute mortality



Source: WHO Mortality Database

Morbidity, health and social problems from alcohol use

With regards to trauma, alcohol is the cause of 30% to 40% of mortal road accidents, of 10% to 20% of work accidents and of at least 20% of domestic accidents. For suicides, the range is between 5% and 25%.⁵

Alcohol is blamed for one third of all road deaths, 30% of domestic violence and up to 20% of industrial accidents.¹⁵

From 1999–2001, the figures from the BAAC (analysis form of road traffic accidents with personal injury that is completed within six days from the accident) show that between 5% and 6% of drivers involved in accidents with personal injury were above the legal alcohol limit, with the proportion rising to 16% and 17% for fatal accidents. Around 10% of accidents with personal injury involve a driver over the legal limit; for fatal accidents this proportion stands at around 30%.¹⁶

Data from the National Interdepartmental Observatory of Road Safety show that in 1998 there were a total of 107 873 driving offences committed by drivers in a state of drunkenness. There were 4545 cases of homicides/injuries committed by drunk drivers (469 were charged with manslaughter and 4046 with voluntary manslaughter).¹⁷

In an analysis of road traffic accidents in France during a 52-month period (September 1995 to December 1999), the blood alcohol concentration was over the legal limit (0.50 g/L in France) in 9.8% of the accidents with casualties overall. Considering only fatal accidents, the rate of positive alcohol test in drivers was approximately 31.5%. This rate varied depending on the period and the type of accident, raising up to 71.2% in single-vehicle accidents (loss of control) at night during the weekend. The percentage of positive alcohol tests also dramatically increased with the number of fatalities per accident (87.5% in single-vehicle accidents during weekend nights involving three or more killed).¹⁸

The percentage of persons, among hospitalized patients, who can be considered as having a problem with alcohol is between 13% and 20%. In the short-stay services, the range is from 18% to 24%. The prevalence of alcohol problems among hospitalized persons is three to four times higher among men than women. With regards to age, persons aged 45 to 55 years appear to be more affected. In most surveys, these patients were seen most often in the psychiatric services (30% to 40%).⁵

The SDR per 100 000 population for chronic liver disease and cirrhosis was 15.26 in 1998 and 14.58 in 1999.¹⁹

In 1998, there were 23 110 deaths related to chronic alcohol consumption. 11% of these were due to alcohol addiction, 38.4% to cirrhosis of the liver and 50.6% were due to upper aerodigestive tract cancer (mouth, oral cavity, pharynx, oesophagus and larynx).⁵

According to the Observatoire Français des Drogues et des Toxicomanies (OFDT, French Observatory of Drugs and Drug Addiction), 43 963 people lost their lives in France in 1997 because of their own alcohol consumption (35 446 males and 8517 females). This figure includes deaths due to the various pathologies linked to alcohol (35 888), to suicides (4130), to accidents (3712), road fatalities in particular (2716), and to homicides (233). The number of years of life lost totals 742 098. Not considering comorbidity, the 43 963 deaths represent 8.3% of the annual mortality in France in 1997. Moreover, alcohol consumption led to 383 381 hospitalizations, that is 3 642 120 days spent at the hospital.²⁰

The findings of a study (using data from 1947 to 1987) imply that a 1-litre increase in per capita consumption of alcohol entails a 3–4% increase in the suicide rate.²¹

In the month of December 1999, approximately 700 people had recourse to the CSST (Centres de soins spécialisés pour toxicomanes [specialized centres for the care of drug addicts]) due to their consumption of alcohol as a primary drug and approximately 1800 as a secondary drug.⁵

On the basis of a survey conducted in 1999, general practitioners saw, on average, a little less than two patients who wished to stop drinking during the week preceding the survey. If this figure is extrapolated to all general practitioners, it is equivalent to approximately 92 000 persons seen per week throughout the country.⁵

Economic and social costs

Alcohol is the drug that gives rise to the greatest cost in France, i.e. 115 420.91 million francs (FF) or 1.42% of the gross domestic product in 1997. The greatest share of the social cost of alcohol comes from the loss of productivity (57 555.66 million FF), due to premature death (53 168.60 million FF), morbidity (3884 million FF) and imprisonment (503.06 million FF).²⁰

Country background information

Total population 2003	60 144 000	Life expectancy at birth (2002)	Male	76.0
Adult (15+)	48 716 640		Female	83.6
% under 15	19	Probability of dying under age 5 per 1000 (2002)	Male	6
Population distribution 2001 (%)			Female	4
Urban	76	Gross National Income per capita 2002	US\$	22 010*
Rural	24	*Data include the French overseas departments of French Guyana, Guadeloupe, Martinique and Réunion.		

Sources: Population and Statistics Division of the United Nations Secretariat, World Bank World Development Indicators database, The World Health Report 2004

References

1. Preliminary results from the *Gender, Alcohol and Culture: An International Study (GENACIS Project)*. International Research Group on Gender and Alcohol (for more information please see <http://www.med.und.nodak.edu/depts/irgga/GENACISProject.html>).
2. Alcohol per capita consumption, patterns of drinking and abstinence worldwide after 1995. Appendix 2. *European Addiction Research*, 2001, 7(3):155–157.
3. Hemström Ö, Leifman H, Ramstedt M. The ECAS survey on drinking patterns and alcohol-related problems. In: Norström T, ed. *Alcohol in postwar Europe: consumption, drinking patterns, consequences and policy responses in 15 European countries*. Stockholm, Almqvist & Wiksell International, 2002.
4. Guilbert P, Baudier F. *Baromètre santé 2000 [Health Barometer 2000]*. CFES (French Board for Health Education), 2002.
5. *Drugs and dependence indicators and trends in 2002*. Paris, Observatoire Français des Drogues et des Toxicomanies [French Observatory of Drugs and Drug Addiction], 2002.

6. Bataille V et al. Joint use of clinical parameters, biological markers and CAGE questionnaire for the identification of heavy drinkers in a large population-based sample. *Alcohol and Alcoholism*, 2003, 38(2):121–127.
7. Alcohol, tobacco and psychotropic drugs in seniors: the use of legal psychoactive substances between the ages of 60 and 75. *Tendances [Trends]*, Number 16, 2001.
8. Gmel G, Rehm J, Kuntsche, E. Binge drinking in Europe: definitions, epidemiology, and consequences. *Sucht [German Journal of Addiction Research and Practice]*, 2003, 49(2):105–116.
9. *Résultats de l'enquête ESCAPAD 2002*. Paris, Observatoire Français des Drogues et des Toxicomanies [French Observatory of Drugs and Drug Addiction], 2002.
10. Currie C et al., eds. *Young people's health in context. Health Behaviour in School-aged Children (HBSC) study: international report from the 2001/2002 survey*. Copenhagen, WHO Health Policy for Children and Adolescents (HEPCA), 2004.
11. *Health Behaviour in School-aged Children: a WHO Cross-National Study (HBSC) International Report*. Copenhagen, World Health Organization, 2000.
12. Hibell et al. *The 1999 ESPAD Report. The European School Survey on Alcohol and Other Drugs: Alcohol and Other Drug Use Among Students in 30 European Countries*. Stockholm, Council of Europe, 2000.
13. Choquet M, Com-Ruelle L, Leymarie N. *Les 13–20 ans et l'alcool en 2001. Comportements et contextes en France*. Paris, Institut de Recherches Scientifiques sur les Boissons, 2003.
14. Les substances psychoactives chez les collégiens et lycéens: consommations en 2003 et évolutions depuis dix ans. *Tendances [Trends]*, Number 35, 2004.
15. Henley J. Days of cheap French drink may be numbered: after big tobacco tax rises, health advisers urge ministers to consider similar increases in alcohol prices. *The Guardian*, January 9 2004.
16. Investigation of alcohol levels in road accidents with personal injury, and alcoholisation indicators. *Tendances [Trends]*, Number 33, 2003.
17. Alcohol and criminality. *Tendances [Trends]*, Number 9, 2000.
18. Reynaud M et al. Alcohol is the main factor in excess traffic accident fatalities in France. *Alcoholism: Clinical and Experimental Research*, 2002, 26(12):1833–1839.
19. European health for all database. World Health Organization, Regional Office for Europe (<http://hfabd.who.dk/hfa>, accessed 26 February 2004).
20. Fenoglio P, Parel V, Kopp P. The social cost of alcohol, tobacco and illicit drugs in France, 1997. *European Addiction Research*, 2003, 9(1):18–28.
21. Norström T. Alcohol and suicide: a comparative analysis of France and Sweden. *Addiction*, 1995, 90(11):1463–1469.