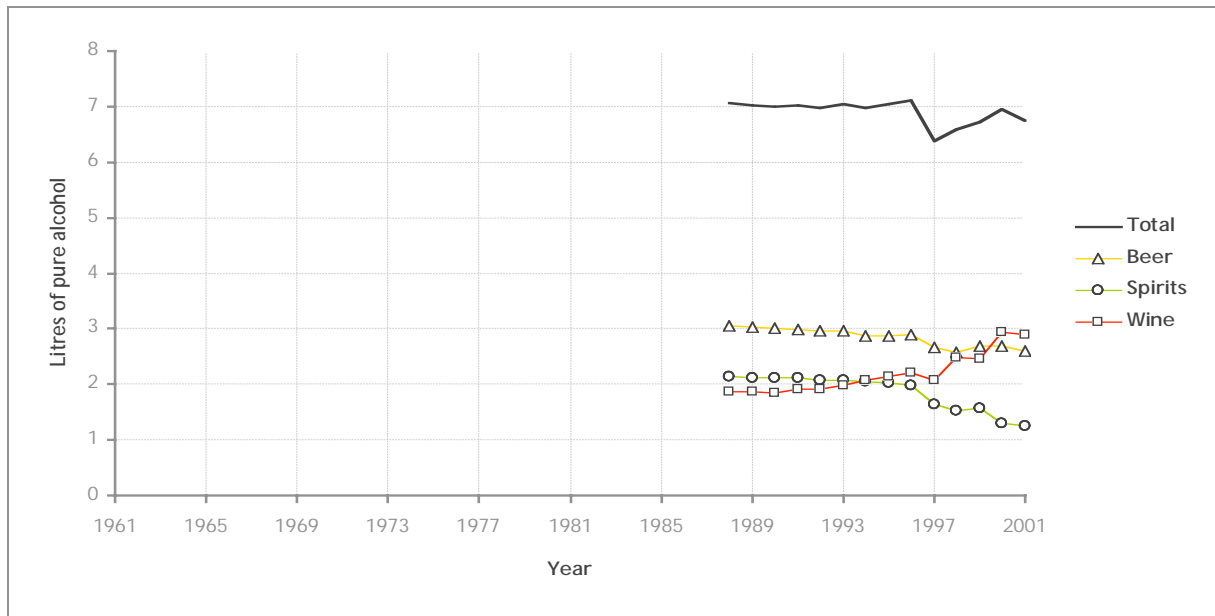


MALTA

Recorded adult per capita consumption (age 15+)



Sources: FAO (Food and Agriculture Organization of the United Nations), World Drink Trends 2003

Consumption in 2003 was 6.73 litres of pure alcohol per adult, a decrease from 7.05 litres in 2002.¹

Lifetime abstainers

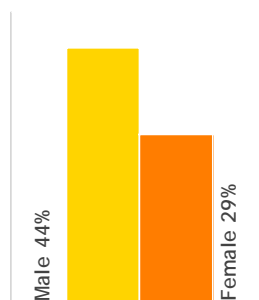
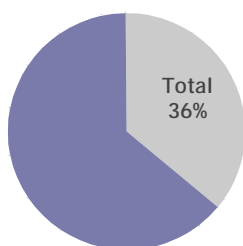
About three quarters of respondents to the General Household Survey report having drunk alcohol – beer, wine or spirits – at least one in their lifetime (75.6%). Over two thirds are recent drinkers (69.3%) and more than half are currently drinking alcohol (56.2%). Over two thirds of the males but less than half of the females are current drinkers, and current drinking is also highest among 18-24 year olds.²

Regular consumption

Over one-fifth of the population (21.1%) consumes alcohol on a weekly basis. Regular consumption is most common in the 30-59 age group at about 30%, while just under 25% of those aged 15-29 or 60-74 are regular consumers.³

7.4% of the population and 13.1% of current drinkers consume alcohol daily or almost daily. Prevalence rates are substantially lower among females than males.²

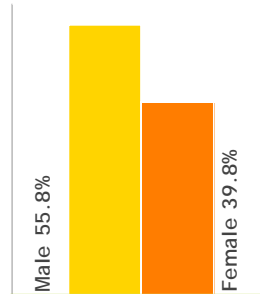
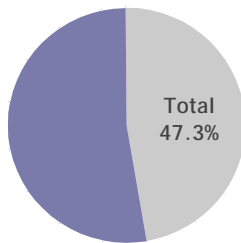
Youth drinking (alcohol consumers)



Data from the 1999 ESPAD survey. Total sample size n = 4321; males n = 2121 and females n = 2200; age group 15 to 16 years. Alcohol consumer was defined as lifetime use of 40 times or more.⁴

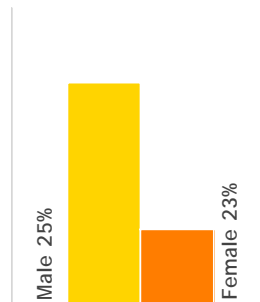
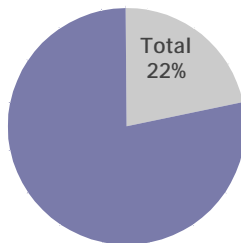
In the 2003 ESPAD study of subjects aged 15 to 16 years old (total sample size $n = 3500$; males $n = 1557$ and females $n = 1943$) the proportion of subjects who reported lifetime use of alcohol 40 times or more was 33.3% (male 41%; female 27%).⁵

Youth drinking (drink at least weekly)



HBSC survey 2001/2002. Data shows proportion of 15-year-olds who report drinking beer, wine or spirits at least weekly. Total sample size $n = 667$.⁶

Youth drinking (binge drinkers)



Data from the 1999 ESPAD survey. Total sample size $n = 4321$, males $n = 2121$ and females $n = 2200$; age group 15 to 16 years. Binge drinking was defined as consuming five or more drinks in a row three times or more in the last 30 days.⁴

According to the 2001/2002 HBSC survey (total sample size $n = 667$), the proportion of 15-year-olds who reported ever having been drunk two or more times was 25.1% for boys and 17.7% for girls.⁶

In the 2003 ESPAD study of subjects aged 15 to 16 years old (total sample size $n = 3500$; males $n = 1557$ and females $n = 1943$) the proportion of subjects who reported binge drinking (consuming five or more drinks in a row) three times or more in the last 30 days was 24.2% (male 31%; female 19%).⁵

Youth drinking (drunkenness)

According to the 2001/2002 HBSC survey (total sample size $n = 667$), the proportion of 15-year-olds who reported ever having been drunk two or more times was 25.1% for boys and 17.7% for girls.⁶

In the 2003 ESPAD study of subjects aged 15 to 16 years old (total sample size $n = 3500$; males $n = 1557$ and females $n = 1943$) the proportion of subjects who reported being drunk three times or more in the last 30 days was 5.3% (total), 7% (males) and 4.2% (females).⁵

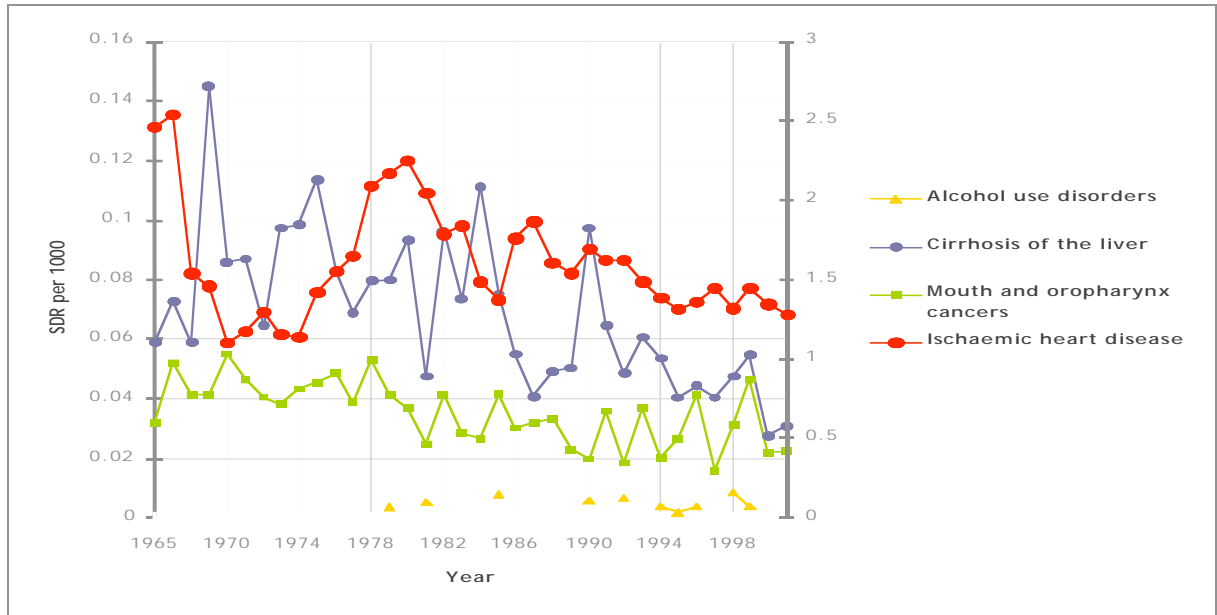
Unrecorded alcohol consumption

The unrecorded alcohol consumption in Malta is estimated to be 5% of the total consumption (APN estimate).

Mortality rates from selected death causes where alcohol is one of the underlying risk factors

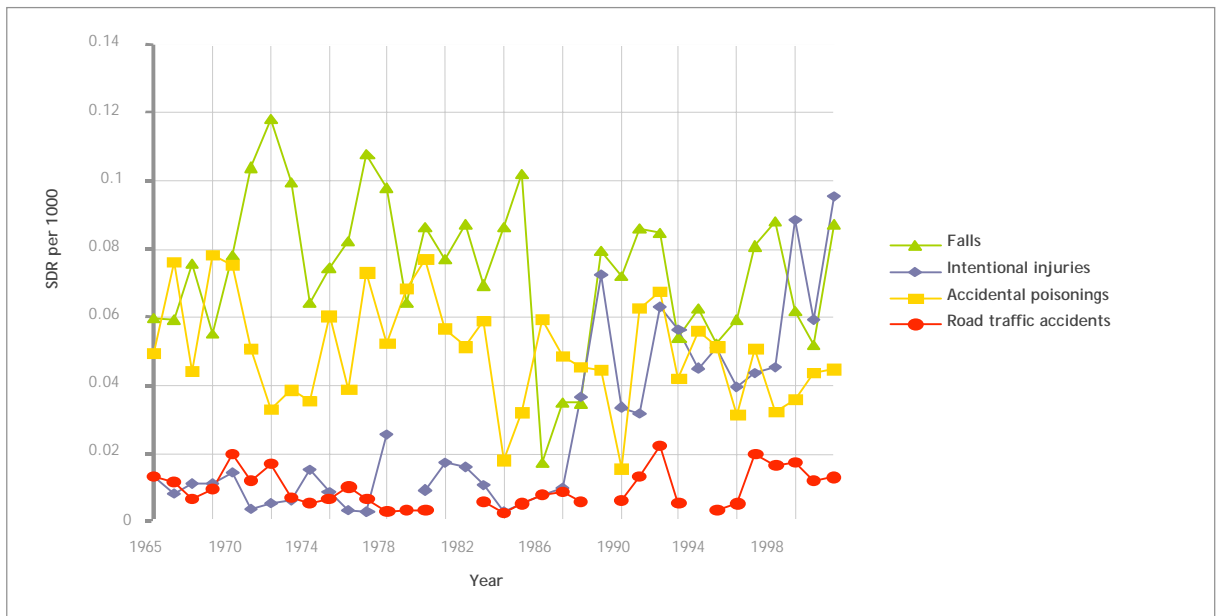
The data represent all the deaths occurring in a country irrespective of whether alcohol was a direct or indirect contributor.

Chronic mortality



Note: Chronic mortality time-series measured on two axes, ischaemic heart disease on right axis and the other causes on the left.

Acute mortality



Source: WHO Mortality Database

Morbidity, health and social problems from alcohol use

The SDR per 100 000 population for chronic liver disease and cirrhosis was 4.08 in 2001 and 4.56 in 2002.³

The number of alcohol-related road traffic accidents per 100 000 population was 0.27 in 1997.³

Country background information

Total population 2003	394 000	Life expectancy at birth (2002)	Male	76.1
Adult (15+)	319 140		Female	81.2
% under 15	19	Infant mortality rate (2002)	Male	7
Population distribution 2001 (%)			Female	6
Urban	91	Gross National Income per capita 2001	US\$	9200
Rural	9			

Sources: Population and Statistics Division of the United Nations Secretariat, World Bank World Development Indicators database, The World Health Report 2004

References

1. Research and Methodology Unit, National Statistics Office, Lascaris, Valletta, Malta. <http://www.nso.gov.mt>
2. Licit and Illicit Drug Use in Malta PEG, from the General Population Survey (2001). National Commission for the Abuse of Drugs, Alcohol and Other Dependencies.
3. Census of Population and Housing 1995 Volume 5 Chapter1, www.nso.gov.mt/publications/Census'95/volume5/chapter1.htm
4. Hibell B et al. The 1999 ESPAD Report. *The European School Survey on Alcohol and Other Drugs: Alcohol and Other Drug Use Among Students in 30 European Countries*. Stockholm, Council of Europe, 2000.
5. Hibell B et al. The 2003 ESPAD Report. *The European School Survey on Alcohol and Other Drugs: Alcohol and Other Drug Use Among Students in 35 European Countries*. Stockholm, Council of Europe, 2004.
6. Currie C et al., eds. *Young people's health in context. Health Behaviour in School-aged Children (HBSC) study: international report from the 2001/2002 survey*. Copenhagen, WHO Health Policy for Children and Adolescents (HEPCA), 2004.
7. European health for all database. World Health Organization, Regional Office for Europe (<http://hfadb.who.dk/hfa>, accessed 26 February 2004).