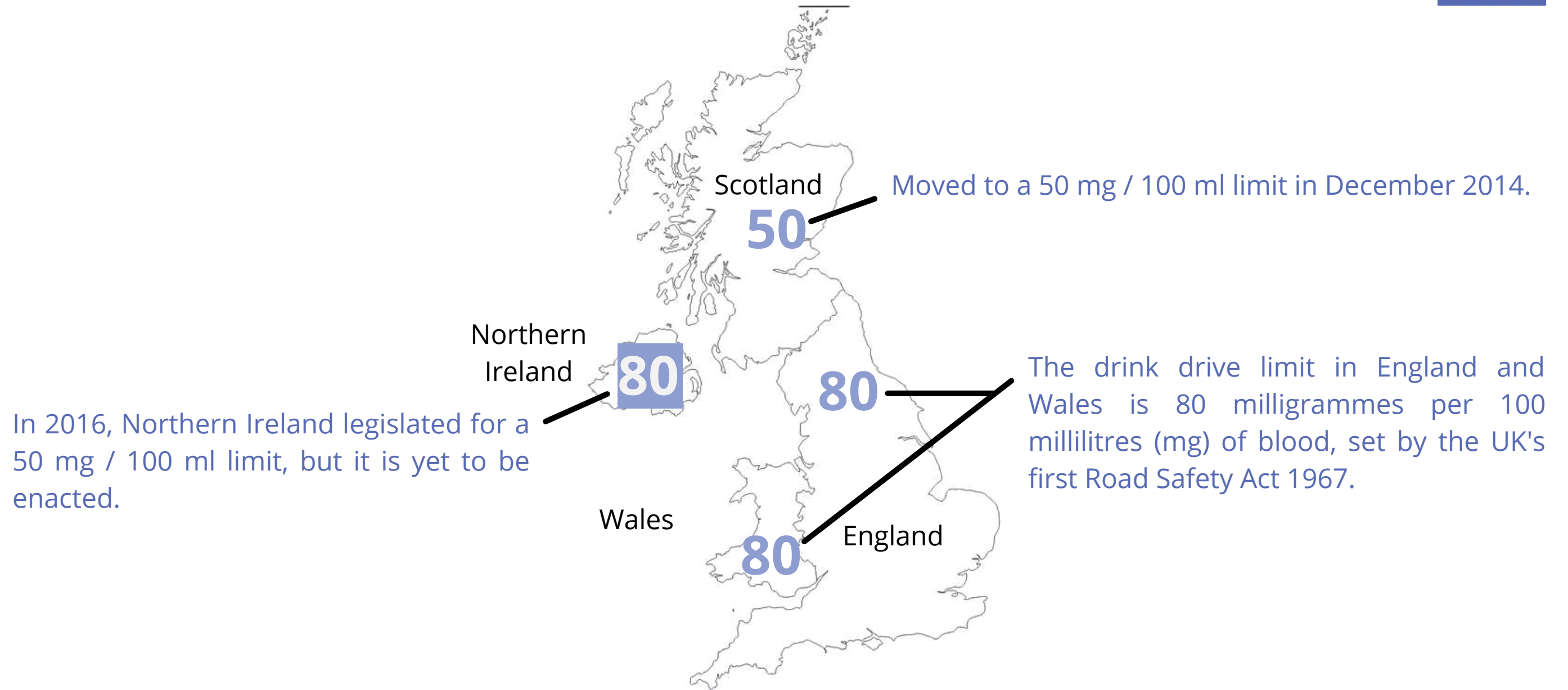


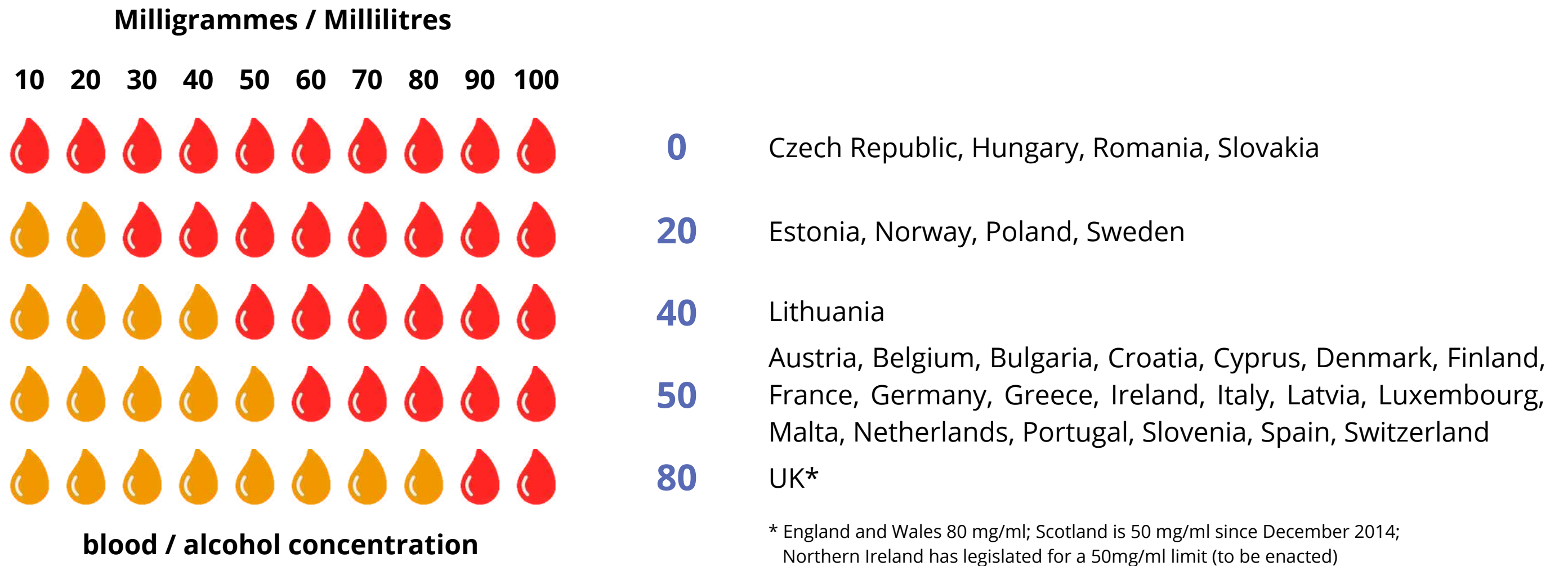
Transport



What are the drink drive limits in the UK?



What are the drink drive limits in Europe?



What are the penalties for drink-driving in England and Wales?

Punishment	Disqualification and/or penalty points	Imprisonment	Fine	Remains on licence
Driving or attempting to drive with alcohol level above limit	12 months minimum or 3-11 penalty points	Up to 6 months	No limit	11 years
Driving or attempt to drive while unfit through drink				
Driving or attempting to drive then failing to supply a specimen for analysis				
Driving or attempting to drive then refusing to give permission for analysis of a blood sample that was taken without consent due to incapacity				
Refusing to give permission of a blood sample that was taken without consent due to incapacity in circumstances other than driving or attempting to drive	12 months minimum or 10 penalty points			

Punishment	Disqualification and/or penalty points	Imprisonment	Fine	Remains on licence
In charge of a vehicle while alcohol level above limit	Decided by the court. If none, then 10 penalty points given	Up to 3 months	£2,500	4 years
In charge while unfit through drink		Up to 6 weeks		
Failure to provide specimen for circumstances other than driving or attempting to drive				
Failing to provide specimen for breath test	Decided by the court, plus 4 penalty points given	N/A	£1,000	
Causing death by careless driving when unfit through drink / with alcohol level above the limit	24 months minimum or 3-11 penalty points	Up to 14 years	No limit	11 years
Causing death by careless driving and then failing to supply specimen for analysis				

How many people get convicted for drink-driving?

England and Wales



Down by 19% from 2019

Scotland



Down by 5% from 2018-19

Northern Ireland



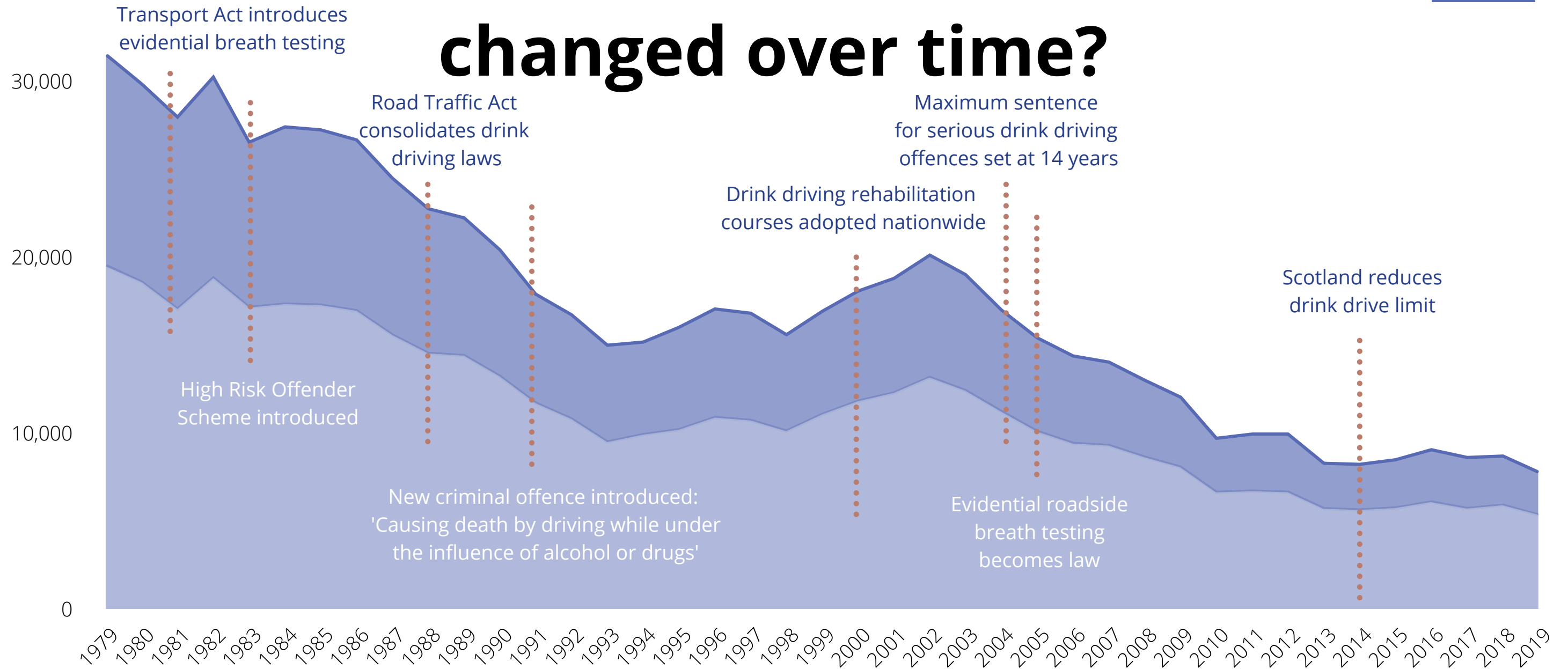
Down by 2% from 2019

How many drink drive accidents and casualties occur on Britain's roads?

	Drink-drive fatalities	Drink-drive KSIs	Drink-drive casualties
Number in 2019	230	2,050	7,800
Change since 2018	↓ 2% ns	↑ 8% .	↓ 10% .
Change compared to 2009	↓ 39% *	↓ 22% *	↓ 35% .
As a proportion of all fatalities/casualties	13% of all fatalities	6% of all KSIs	5% of all casualties

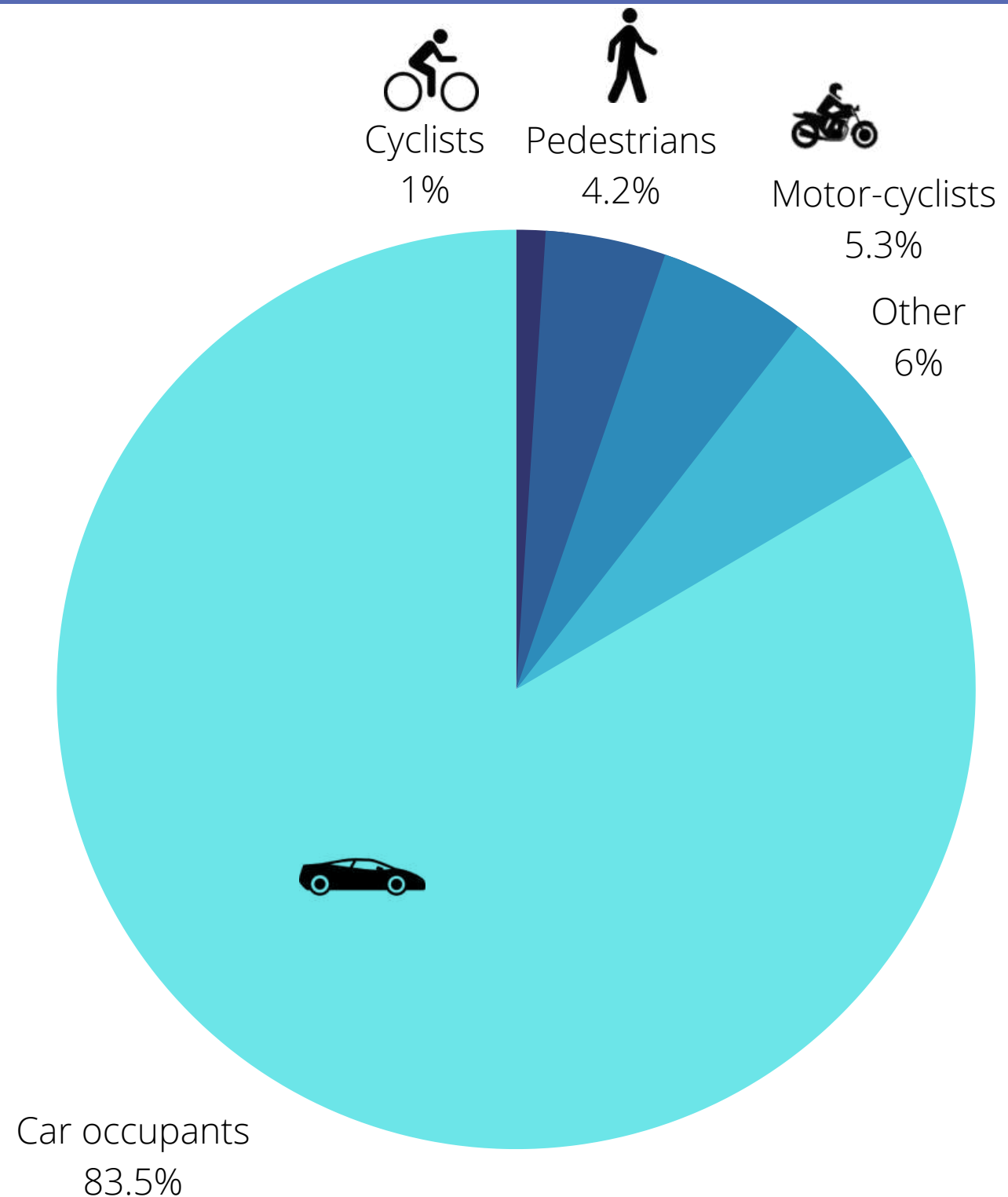
ns = not significant
* = significant at 95% level

How have drink drive casualties changed over time?

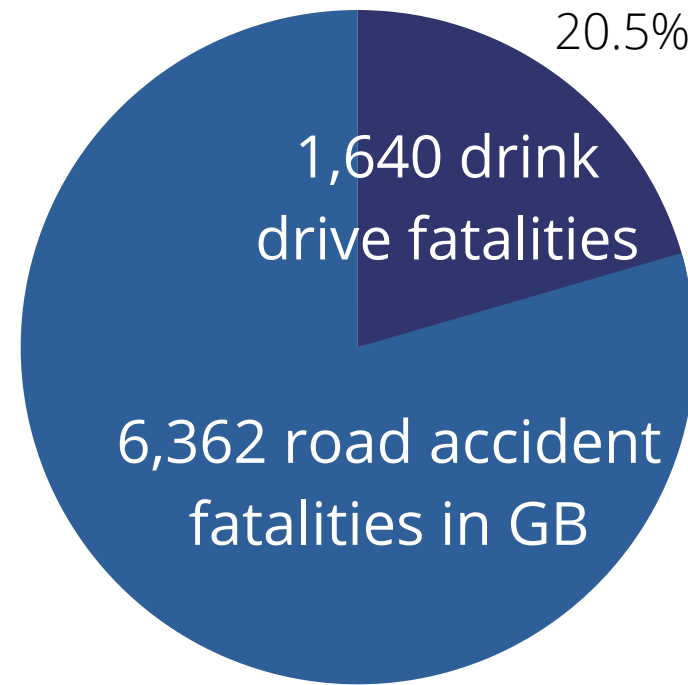


Source: Department for Transport | Reported drinking and driving | 2019 data from 2021 report

Which road users are most likely to suffer injury from drink-driving accidents?



What proportion of road accident fatalities are caused by drink-driving?



In 1979, more than a quarter of road accident fatalities occurred as a result of drink-driving.

Over time, the proportion of road accident fatalities caused by drink driving has halved.




Since 2010, drink-driving has accounted for 12–14% of all GB road deaths, the lowest proportion on record.

How many drink drive fatalities involve drivers over the limit?

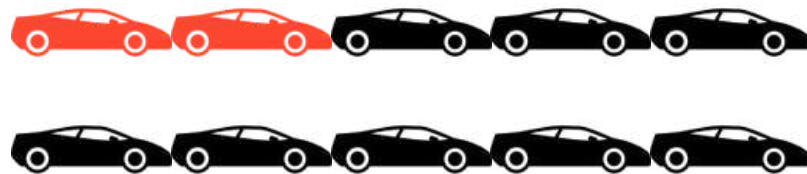
In England and Wales

Three out of every ten (28%) killed drivers / riders had alcohol present in their bloodstream in 2019. Of those, 10% were until the limit and 18% were over it.



In Scotland

Two out of every ten (20%) killed drivers / riders had alcohol present in their bloodstream in 2019. 11% were over the limit.



How much do drink drive casualties cost?

£754m

The estimated cost of drink drive accidents with casualties across the UK, where the driver was found to be above the 80mg limit

* 2014: This figure was calculated by multiplying estimated fatal, serious and slight drink drive accidents by the average valuation of the cost of each type of accident, based largely on willingness to pay studies and surveys (eg of emergency service providers, insurance companies).

How many Brits witness the effects of excessive drinking on flights?



60%

The proportion of adults who have encountered drunken passengers during a flight



Source: YouGov. Total sample size was 2016 adults, of which 1,792 have travelled by air. Fieldwork was undertaken between 13th - 16th July 2018. The survey was carried out online. The figures have been weighted and are representative of all GB adults (aged 18+). From the Institute of Alcohol Studies and Eurocare 'FIT TO FLY: Summary Report of the Policy Debate on Alcohol and Air Travel'